
VF405 Video Frenzel

For superior
observation and
recording of
eye movements



Superior nystagmus observation

VF405 provides ideal conditions for fixation-free observation and recording of eye movements during

- Spontaneous testing
- Positional and Dix-Hallpike testing
- Head Impulse testing
- User defined testing

The Combi Goggle

The VF405 system incorporates the industry's leading goggle design, also known from the clinical VN415/VO425 FireWire® VNG systems.

- Light weight with easy fitting magnetic cover
- Built in fixation light
- Disposable foam cushions provide a sanitary solution
- Comfortable
- Completely light tight fit
- One or two cameras - upgrade as you like

The FireWire® cameras connect directly to a laptop or a desktop computer. Infrared illumination and high resolution cameras with focus adjustment allow for superior image quality.


- Clear detection of torsional movement
- IEEE 1394a FireWire® standard



Light tight goggle with sanitary, disposable face cushions



Playback mode



Automatic or manual camera brightness adjustment



Synchronized videos of eye movements and patient movements

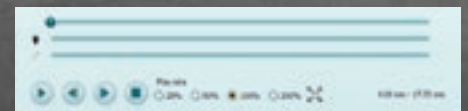
Video Recording

The VF405 displays eye images in partial or full screen mode; simply double-click on the image to toggle between image sizes.

- Recording indicator with elapsed time.
- Pre-labelled tests or create your own test names
- Select High resolution recording for extremely detailed images
- Remote controlled video recording and fixation light with footswitch
- Video files are stored in AVI file format

Video Playback

- Advanced Video Player with playback at variable speed down to one picture at a time
- Highlight videos of interest
- Notes can be created to indicate events of interest within the video



Playback controls

**Synchronized replay
of situation video, eye
image(s), and sound**

**Integrated patient
database**

External Situation Video

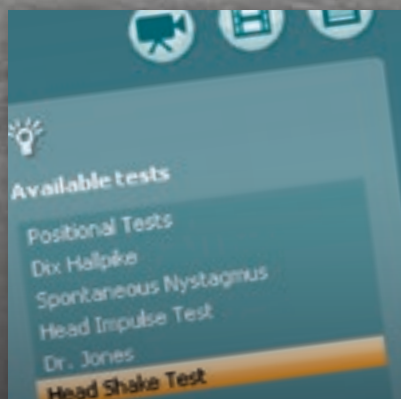
The VF405 includes an external camera for recording of sound and video images from the examination.

- Synchronized sound, eye image video and external situation video.

The Software

The VF405 is an independent software module operated from the OtoAccess™ patient database. The user interface is designed for maximum user satisfaction with intuitive procedures and a supportive design.

- View all sessions for every patient in the database
- Multi-language interface
- Report editor with word processing function



Available tests panel





Interacoustics a/s

Interacoustics is a world leading diagnostic solutions provider in the field of hearing and balance assessment. We help the professional audiology world reach new milestones through continuous developments and a constant focus on integration and direct customer value.

With you at all times

Whenever you purchase audiological equipment with the Interacoustics brand on it, you are not just guaranteed a quality product but also highly trained support personnel with specialized knowledge. We operate in over 100 countries worldwide through a carefully selected network of distributors and service centres to ensure that you receive total support and service.

Product specifications

All technical and hardware specifications concerning the VF405 can be downloaded from our website.

Read more at
interacoustics.com

Go online to
explore our
full product
range

Interacoustics a/s

Drejervaenget 8
DK-5610 Assens

T +45 6371 3555
F +45 6371 3522

info@interacoustics.com
interacoustics.com

FireWire and the FireWire symbol are trademarks of Apple Computer, Inc., registered in the U.S. and other countries. The FireWire logo is a trademark of Apple Computer, Inc.



Interacoustics