



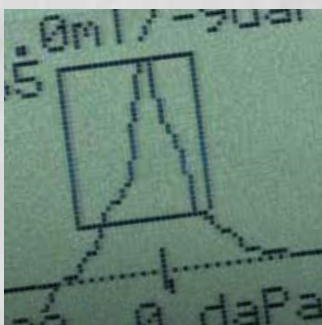
MT10 Handheld Tympanometer

The MT10 automatic tympanometer is fast and easy to operate and provides objective measures that cannot be obtained by otoscopy alone.




Easy screening with MT10

In modern care settings fast and reliable testing is paramount. The MT10 is built to meet these requirements in an easy and cost effective way.



A healthy middle ear will produce a tympanogram easily recognized by its shape. The peak will be within the pass / refer box.



The acoustic reflex test (optional) may be performed to support and enhance the diagnosis. Pass / refer is easily determined.

Easy and fast tympanograms

Results can be obtained with little efforts and with no response required from the patient. This is especially beneficial when dealing with difficult-to-test patients or small children. For example otitis media, a major cause of temporary or permanent hearing impairment in children, can be easily and quickly detected with the MT10.

Professional use

The MT10 is well suited for diagnostic use as tympanograms and optional reflex responses are all recorded with great detail. With the MT10 you can detect otitis media, a perforated eardrum, cholesteatomas and certain neurological disorders.

You can also check tympanostomy tubes and follow up on post medical treatments.

Portability

- Lightweight
- Handheld device
- Load data for printing
- Optional carrying case, thermal printer and infrared USB adapter for PC integration available



Ipsilateral Acoustic Reflex

Four different reflex tests may be performed per ear using either fixed or automatic intensity selection. The test is carried out at the correct pressure level and the actual reflex characteristics are displayed on the screen for the operator to view and interpret.


- 4 frequencies (500, 1000, 2000, 4000 HZ)
- Single or multiple dB level threshold search
- Auto detection of threshold

30 patients in memory

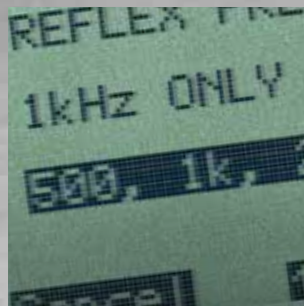
The MT10 can hold test results of up to 30 patients in its memory. This makes it possible to screen a large group of patients and print out the data at a later time.



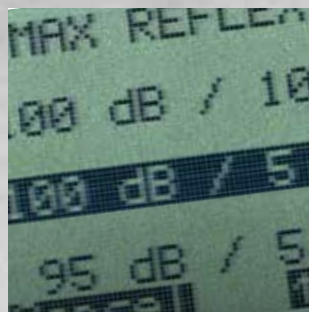
Otitis media can be easily and quickly detected with the MT10.



It is easy to delete, print or send records to the PC (requires the optional USB adaptor to transfer or print data).



MT10 offers 4 reflex frequencies



4 reflex levels are available in the optional reflex test (85-100dB)

PC-integration

The MT10 offers PC-integration using the Diagnostic Suite Windows® software for transferring tympanometric data to the PC.

The diagnostic suite offers features such as:

- Tympanometric data transfer
- Advanced print layout wizard
- Personalized and combined reporting
- Advanced report page
- Patient and session handling
- Full database integration: OtoAccess™ and Noah compatible

MT10 highlights


- -400 to +200 daPa
- Ipsilateral Reflexes (optional)
- 30 patient memory
- Fast & reliable



Example of printout from the optional thermal printer

Optional carrying case





Interacoustics a/s

Interacoustics is a world leading diagnostic solutions provider in the field of hearing and balance assessment. We help the professional audiology world reach new milestones through continuous developments and a constant focus on integration and direct customer value.

With you at all times

Whenever you purchase audiological equipment with the Interacoustics brand on it, you are not just guaranteed a quality product but also highly trained support personnel with specialized knowledge. We operate in over 100 countries worldwide through a carefully selected network of distributors and service centers to ensure that you receive total support and service.

Product specifications

All technical and hardware specifications concerning the MT10 can be downloaded from our website.

Read more at
interacoustics.com

Interacoustics a/s

Drejervaenget 8
DK-5610 Assens

T +45 6371 3555
F +45 6371 3522

info@interacoustics.com

interacoustics.com

Go online to
explore our
full product
range



Interacoustics